



*Chicken Coops*





# Welcome



## Enjoy...

Enjoy fresh eggs and family fun with a quality-built chicken coop! Choose from a variety of styles and sizes – with a long list of standard features.

Or let us customize your chicken coop to meet your specific needs. Either way... it's sure to give your chickens something to cluck about!

With your complete satisfaction a top priority, our family-owned business is proud to offer you a full line of handcrafted chicken coops at affordable prices. All designed for the comfort and safety of your feathered friends... and easier egg collecting for you.

## Fresh Eggs



# Table Of Contents



Quaker ..... 4-15



Dutch ..... 40-45



Combination ..... 16-23



Lean-To ..... 46-50



Tractor ..... 24-31



Feed Bin ..... 51



A-Frame ..... 32-39



Coop Options ..... 52-55

### Just ask me...

*I can tell you how many chickens each coop will hold throughout this catalog. Just look for the chicken and you will see the number on the chicken.*



RECOMMENDED # OF CHICKENS

STYLE & SIZE CODE

## Standard Features

- Paint or Stain
- Keyed Entry Door
- Chicken Door
- Chicken Ramp
- Nesting Boxes
- Roosting Bar
- Vent Lid or Vent
- Window with Screen
- Asphalt Shingles
- Aluminium Drip Edge
- P.T. Plywood Flooring
- P.T. Legs and Runners
- L.P Tech Shield Roof Sheathing

Note: Chicken Coop sizes do not include outside nesting boxes.





# Quaker



The Quaker hen house series has a distinctive roof line overhang that is inspired by century old barn styles. This style maximizes head space in the interior.

## Options for an easy care hen house



Glassboard Floor



Litter Tray  
(not recommended for larger models)



Electrical Package

## Easy Care Tips for healthy and safe chickens:

- Glassboard floor makes clean up a breeze!
- A removable litter tray makes it much easier to keep your chickens cleaner and healthier.
- Adding an electrical package allows for added conveniences such as a heated water bowl to relieve you of the task of changing water several times a day in the freezing winters.
- Automatic doors provide extra safety for your chickens. Nothing is so devastating as having been gone too late in the evening without shutting them up for the night and having a predator ruin your flock.
- Wheels - fertilize your whole yard without sacrificing the grass. Being able to move the chicken house easily keep the grass healthier and provide your chickens fresh scratching areas



Automatic Door  
(Available in Electric or Solar)





### 7x12 Quaker

- With board and batten siding
- 101" high - 4" off ground
- 8 nesting boxes
- Natural stain
- 4x7 feed room

*Shown with optional clean out lid and optional red metal roof.*



### 7x12 Quaker

- With Duratemp® siding
- 101" high - 8" off ground
- 12 nesting boxes
- Clay siding with beige trim
- Weather gray shingles



# Quaker



## Standard Features

- Nesting Boxes
- Roost
- 5/8" Pressure Treated Plywood Floor
- Tech Shield Roofing Sheathing keeps your coop cooler in warm weather



### 7x12 Quaker w/ Feed Room

- With Duratemp® siding
- 101" high - 4" off ground
- 8 nesting boxes
- Red siding / white trim
- Charcoal shingles
- 4x7 feed room



### 7x12 Quaker Coop

- With board and batten siding
- 101" high - 8" off ground
- 12 nesting boxes
- Rustic cedar stain

*Shown with optional clean out lid, solar light package and optional green metal roof.*







### 5x8 Quaker

- With board and batten siding
- 94" high - 8" off ground
- 8 nesting boxes
- Cedar stain

*Shown with optional red metal roof.*



### 5x6 Quaker

- With Duratemp® siding
- 94" high - 8" off ground
- 6 nesting boxes
- Red siding with white trim
- Weather gray shingles

*Shown with optional wire over windows.*



# Quaker



## Standard Features

- Nesting Boxes
- Roost
- 5/8" Pressure Treated Plywood Floor
- Tech Shield Roofing Sheathing keeps your coop cooler in warm weather



### 5x8 Quaker

- With Duratemp® siding
- 94" high - 8" off ground
- 8 nesting boxes
- Red siding with white trim
- Charcoal shingles



### 5x6 Quaker

- With board and batten siding
- 94" high - 8" off ground
- 6 nesting boxes
- Brown cedar stain
- Weather gray shingles







### 4x8 Quaker

- With Duratemp® siding
- 92" high - 16" off ground
- 8 nesting boxes
- Clay siding with white trim
- Weather gray shingles



### 4x6 Quaker High Side

- With board and batten siding
- 94" high - 8" off ground
- 6 nesting boxes
- Cedar stain
- Williamsburg slate shingles

Features higher sidewall than standard 4x6.



# Quaker



## Standard Features

- Nesting Boxes
- Roost
- 5/8" Pressure Treated Plywood Floor
- Tech Shield Roofing Sheathing keeps your coop cooler in warm weather



### 4x8 Quaker

- With board and batten siding
- 82" high - 16" off ground
- 8 nesting boxes
- Natural stain

Shown with optional red metal roof, 4 wheels with steering handle and painted lid wire over windows, and clean-out lid.



### 4x6 Quaker High Side

- With Duratemp® siding
- 94" high - 8" off ground
- 6 nesting boxes
- Buckskin siding with green trim

Shown with optional green metal roof and wire over windows.







### 4x6 Quaker

- With Duratemp® siding
- 81" high - 14" off ground
- 6 nesting boxes
- Gray siding with white trim
- Weather gray shingles



### 4x4 Quaker

- With Duratemp® siding
- 80" high - 14" off ground
- 4 nesting boxes
- Cream siding with hunter green trim
- Forest green shingles

*Shown with optional wire over window.*



# Quaker



## Standard Features

- Nesting Boxes
- Roost
- 5/8" Pressure Treated Plywood Floor
- Tech Shield Roofing Sheathing keeps your coop cooler in warm weather



### 4x6 Quaker

- With board and batten siding
- 81" high - 14" off ground
- 6 nesting boxes
- Clear Stain
- Green metal roof

*Shown with optional metal roof.*



### 4x4 Quaker

- With board and batten siding
- 80" high - 14" off ground
- 4 nesting boxes
- Cedar stain
- Cedar shingles







### 3x4 Quaker

- With board and batten siding
- 70" high - 14" off ground
- 4 nesting boxes
- Natural stain
- Walnut brown shingles



# Quaker



### 3x4 Quaker

- With board and batten siding
- 70" high - 14" off ground
- 4 nesting boxes
- Red siding with white trim
- Weather gray shingles



# Tips for keeping a successful hen house

## All Year Round!

When keeping chickens through the winter, don't forget that:


- Chickens need extra grain to keep them warm and also to compensate for lack of grass and insects.
- Keeping the coop filled with the recommended amount of chickens helps keep enough to body heat to keep them comfortable.
- Make sure the birds have water ... not ice.



Interior view of Quaker

## Guidelines for housing needs:

- Most coop guides suggest approximately 2 square feet of space per adult bird.
- At a bare minimum, the coop should be easy to clean, well ventilated but draft-free, include clean watering and feeding stations, and offer adequate roosts.
- Good, natural light is a plus.
- Dirt floors can work where the soil is sandy and the drainage reasonable, but a wooden floor is vastly easier to clean and protect. We recommend our Glassboard surface for ease of cleaning.
- Good bedding, such as sawdust (untreated wood only), wood shavings, or chopped straw is ideal.



Interior view of Q34 (page 14)



Chickens make fun pets



# Combination



The Combination series boasts a hen house with an attached chicken run to allow the chickens a safe place to scratch.



## Details that are important for your hen house



Hen Entrance With Latches



Ventilation Door



Nesting Box Lid

## Details - they make a difference

- The right door for the chicken entrance can make the difference! Not only do we see value in a good quality latch for closing it, but also for holding it open!
- One inch by two inch sturdy mesh inside the ventilation door keeps birds, and predators out of the hen house while still allowing extra ventilation for your hens.
- A sturdy and well designed lid for the nesting boxes keeps the lid heavy enough to keep predators out but allowing you to easily remove the eggs.
- Adding wheels to your hen house, allows you to move the hen house and fertilize your whole lawn. Moving them keeps them from getting bored and keeps them on fresh grass.

There are several styles of wheels, including one that allows you to lower the hen house to the ground and then jack it back up to move it. Ask about all our options.



The Wheel Lift Lever is available for 5x7 and 4x6 Combination houses.





### 8x12 Combination

- With Duratemp® siding
- 6' x 8' run area
- 6' x 8' chicken coop area
- 101" high
- 6 nesting boxes
- Red siding with beige trim
- Walnut brown shingles



### 6x10 Combination

- With board and batten siding
- 6' x 6' run area
- 4' x 6' chicken coop area
- 96" high
- 4 nesting boxes
- Cedar stain

*Shown with optional red metal roof.*



## Combination



### Standard Features

- Nesting Boxes
- Roost
- 5/8" Pressure Treated Plywood Floor
- Tech Shield Roofing Sheathing keeps your coop cooler in warm weather



### 6x12 Combination

- With board and batten siding
- 6' x 6' run area
- 6' x 6' chicken coop area
- With board and batten siding
- 96" high
- 6 nesting boxes
- Cedar stain
- Walnut brown shingles

*Shown with optional clean out lid.*



### 6x10 Combination

- With Duratemp® siding
- 6' x 6' run area
- 4' x 6' chicken coop area
- 96" high
- 4 nesting boxes
- Clay siding with green trim
- Forest green shingles







### 6x8 Combination

- With board and batten siding
- 4' x 6' run area
- 4' x 6' chicken coop area
- 96" high
- 4 nesting boxes
- Rustic cedar stain
- Weather gray shingles



### 4x8 Combination

- With Duratemp® siding
- 4' x 4' run area
- 4' x 4' chicken coop area
- 94" high
- 4 nesting boxes
- Light gray siding with black trim
- Charcoal shingles



# Combination



## Standard Features

- Nesting Boxes
- Roost
- 5/8" Pressure Treated Plywood Floor
- Tech Shield Roofing Sheathing keeps your coop cooler in warm weather



### 6x8 Combination

- With Duratemp® siding
- 4' x 6' run area
- 4' x 6' chicken coop area
- 96" high
- 4 nesting boxes
- Red siding with white trim
- Charcoal shingles



### 4x8 Combination

- With board and batten siding
- 4' x 4' run area
- 4' x 4' chicken coop area
- 94" high
- 4 nesting boxes
- Natural stain

*Shown with optional burnished slate metal roof.*







### 5x7 A-Frame Combination

- With Duratemp® siding
- 73" high - 14" off ground
- 3 nesting boxes
- 4' x 5' run
- 3' x 5' chicken coop area
- Clay siding with green trim
- Forest green shingles



### 4x6 Combination

- With board and batten siding
- 3' x 4' run area
- 3' x 4' chicken coop area
- 73" high
- 3 nesting boxes
- Clear stain
- Charcoal shingles



# Combination



## Standard Features

- Nesting Boxes
- Roost
- 5/8" Pressure Treated Plywood Floor
- Tech Shield Roofing Sheathing keeps your coop cooler in warm weather



### 5x7 A-Frame Combination

- With Duratemp® siding
- 73" high - 14" off ground
- 3 nesting boxes
- 4' x 5' run
- 3' x 5' chicken coop area
- Rustic cedar
- Walnut brown shingles



### 4x6 Combination

- With Duratemp® siding
- 3' x 4' run area
- 3' x 4' chicken coop area
- 73" high
- 3 nesting boxes
- Light gray siding with white trim
- Weather gray shingles





# Tractor



The Tractor style hen house is a conveniently movable cage and run combo. This allows you to keep the chickens on fresh grass, by easily moving it on to the next spot.

## Tips for Problem Solving in hen house

### Common Problems with backyard chickens, and how to fix them.

- **Hen Pecking**

1. Can be caused by boredom. Add items for distraction: a head of cabbage, greens, or hang a Peck a Block in the run.
2. Overcrowding can cause pecking, keep flock at the recommended size for your house.
3. If one hen seems to be being picked on and blood is being drawn, she must be removed as blood only encourages more pecking. Anti peck products can also be applied to the picked on hen to try to break the habit.



Interior view of Quaker

- **Broody Hens who refuse to leave the nest**

1. Try to break the habit by removing eggs as soon as they are laid.
2. Keep her away from the nesting boxes for approximately a week.
3. Nest inserts can be used which cause eggs to roll away as soon as they are laid.



- **Blocked or Sour Crop**

1. Keep poultry grit readily available at all times to help healthy digestion.
2. Try feeding her some oil and massaging several times a day to loosen blockage.
3. Garlic and natural yogurt can also be tried.







### 3x4 Quaker Tractor

- With board and batten siding
- 70" high - 14" off ground
- 4 nesting boxes
- 2 wheels with wheelbarrow handles
- 4' x 4' run area
- Clear stain
- Cedar shingles

### 4x4 Quaker Tractor

- With Duratemp® siding
- 75" high - 14" off ground
- 4 nesting boxes
- 2 wheels with wheelbarrow handles
- 4' x 5' run area
- Beige siding with white trim
- Weather gray shingles



*Tractor*

*Standard Features*

- Nesting Boxes
- Roost
- 5/8" Pressure Treated Plywood Floor
- Tech Shield Roofing Sheathing keeps your coop cooler in warm weather



### 3x4 Quaker Tractor

- With Duratemp® siding
- 70" high - 14" off ground
- 4 nesting boxes
- 2 wheels with wheelbarrow handles
- 4' x 4' run area
- Buckskin siding with white trim
- Cedar shingles



### 4x4 Quaker Tractor

- With board and batten siding
- 75" high - 14" off ground
- 4 nesting boxes
- 2 wheels w/wheelbarrow handles
- 4x5' run area
- Cedar stain
- Walnut brown shingles






### 3x3 A-Frame Tractor

- With Duratemp® siding
- 58" high - 14" off ground
- 3 nesting boxes
- 2 wheels with wheelbarrow handles
- 3' x 3' run area
- Clay siding with white trim
- Weather gray shingles



### 3x5 Lean-To Tractor

- With board and batten siding
- 65" high - 14" off ground
- 3 nesting boxes
- 2 wheels with wheelbarrow handles
- 3' x 5' run area
- Cedar stain
- Forest green shingles



## Tractor



### Standard Features

- Nesting Boxes
- Roost
- 5/8" Pressure Treated Plywood Floor
- Tech Shield Roofing Sheathing keeps your coop cooler in warm weather



### 3x3 A-Frame Tractor

- With board and batten siding
- 58" high - 14" off ground
- 3 nesting boxes
- 2 wheels with wheelbarrow handles
- 3' x 3' run area
- Cedar siding
- Walnut brown shingles



### 3x5 Lean-To Tractor

- With Duratemp® siding
- 65" high - 14" off ground
- 3 nesting boxes
- 2 wheels with wheelbarrow handles
- 3' x 5' run area
- Buckskin siding with beige trim
- Weather gray shingles







### 4x6 Quaker

- With Duratemp® siding
- 80" high - 14" off ground
- 6 nesting boxes
- Clay siding with hunter green trim
- Forest green shingles

*Shown with optional wheels and portable run.*

# Compare the Interiors

Quaker Interior view - Q44T & Q34T (page 26)



Dutch Interior view - Dutch models (pages 42-45)



## Tractor



### 3x4 Lean-to Tractor

- With Duratemp® siding
- 45" high - 14" off ground
- 2 nesting boxes
- 2 wheels with wheelbarrow handles
- 32"x 48" run
- Red siding with white trim

*Only available in Duratemp® siding with white trim.*



Tractor Interior view - L35T (page 29)



A-Frame Interior view - A46 (page 36)





# A-Frame



The A-Frame is a classic style favored by many. With simple straight lines and beautiful trim, it has its own touch of class.

## More Tips for Problem Solving in the hen house



Keep chickens safe with a ramp

### • Feeding Incorrectly

1. Table scraps are not a good solution for chickens. They do not provide the necessary diet needed to promote good egg laying and long life.
2. Only feeding on grass will usually also be problematic as necessary nutrition is not received from only grasses. Today's breed of chicken cannot survive on the same diet as chickens from 30 years ago.
3. Make sure wild birds do not have access to your chickens water and feed containers.
4. Chickens need twice as much water as they do feed. If you do not use an automatic waterer, change water daily and make sure there is always plenty available. Lack of sufficient water will take large tolls on the health of a chicken very quickly as they need water to digest food properly.

### More Common Problems with backyard chickens, and how to fix them.

#### • External Parasites (ticks, mites etc)

1. Most are successfully treated with products available from your local rural merchandiser and you should routinely treat the chickens every 2 or 3 months.

#### • Red Mites

2. Chickens infested with red mites will stop or slow down laying eggs, hesitate to roost in normal area, and may become anemic.
3. Take a white tissue and wipe along the underside of perches at night when birds are roosting. Look for tell tale blood smears.
4. Check often as they multiply quickly and are hard to get rid of if caught after they become very evident.
5. For best results treat several times in the course of several weeks to get total control over the situation with a combination of wet and dry solutions.



A chicken house with wiring allows for automatic waterers and lights.





**8x10 A-Frame**

- With Duratemp® siding
- 101" high - 4" off ground
- 8 nesting boxes
- 4' x 8' feed room
- 6' x 8' chicken area
- Red siding with beige trim
- Cedar shingles

*Shown with optional painted doors.*



**6x10 A-Frame**

- With tongue and groove siding
- 101" high - 4" off ground
- 6 nesting boxes
- 4' x 6' feed room
- 6' x 6' chicken area
- Cedar stain with green trim
- Forest green shingles

*Shown with optional painted trim.*



*A-Frame*



*Standard Features*

- Nesting Boxes
- Roost
- 5/8" Pressure Treated Plywood Floor
- Tech Shield Roofing Sheathing keeps your coop cooler in warm weather



**8x10 A-Frame**

- With board and batten siding
- 101" high - 4" off ground
- 8 nesting boxes
- 4' x 8' feed room
- 6' x 8' chicken area
- Rustic Cedar stain
- Walnut brown shingles

*Shown with optional heavy duty wheel system*



**6x10 A-Frame**

- With Duratemp® siding
- 101" high - 4" off ground
- 6 nesting boxes
- 4' x 6' feed room
- 6' x 6' chicken area
- Buckskin siding with white trim
- Weather gray shingles







### 4x6 A-Frame

- With board and batten siding
- 79" high - 14" off ground
- 6 nesting boxes
- Cedar stain
- Walnut brown shingles



### 4x4 A-Frame

- With Duratemp® siding
- 65" high - 14" off ground
- 4 nesting boxes
- Beige siding with chestnut trim
- Walnut brown shingles



## A-Frame



### Standard Features

- Nesting Boxes
- Roost
- 5/8" Pressure Treated Plywood Floor
- Tech Shield Roofing Sheathing keeps your coop cooler in warm weather



### 4x6 A-Frame

- With Duratemp® siding
- 79" high - 14" off ground
- 6 nesting boxes
- Light gray siding with white trim
- Nickel gray shingles



### 4x4 A-Frame

- With board and batten siding
- 65" high - 14" off ground
- 4 nesting boxes
- Rustic cedar stain
- Weather gray shingles







### 3x3 A-Frame

- With Duratemp® siding
- 52" high - 12" off ground
- 3 nesting boxes
- Red siding with white trim
- Charcoal shingles

*Auto door does not fit on this model.*



### 12x24 A-Frame

- With Duratemp® siding
- Red siding with white trim
- Optional white metal roof
- 7 windows
- 1 single door
- 2 chicken doors
- 2 8x12 chicken areas
- 1 8x12 feed room
- 4 vents

*Shown with optional white metal roof.*



## A-Frame



### 3x3 A-Frame

- With board and batten siding
- 52" high - 12" off ground
- 3 nesting boxes
- Cedar stain
- Charcoal shingles

*Auto door does not fit on this model.*



Interior view of A46 (page 36)



Interior view of A33 & A44 models (pages 37-38)



Interior view of chicken area of A60 & A80 (pages 34-35)



Feed room view of A60 & A80 (pages 34-35)



Feed room of AI24 (shown above)



Chicken Area of AI24 (shown above)



# Dutch



The Dutch Hen House boasts a quaint hip roof; making it look like a miniature barn. The hip roof optimizes usable interior space.



## Chicken Breeds to Consider for Your hen house



1. Rhode Island Red  
Great layer of brown eggs. Good looking chicken. Good disposition.



2. Buff Orpington  
Fat yellow chicken which lays brown eggs. Very docile.



3. Barred Rock  
Interesting black and white striped pattern. Decent layer of brown eggs and good disposition.



4. Ameraucana  
Fuzzy face, large chicken. Lays blue eggs! Good disposition, generally friendly.



5. White Leghorn  
Prolific white egg layer. Nervous and flighty, not as docile.





### 6x6 Dutch

- With Duratemp® siding
- 96" high - 8" off ground
- 6 nesting boxes
- Red siding with white trim
- Charcoal shingles



### 4x8 Dutch

- With board and batten siding
- 78" high - 15" off ground
- 8 nesting boxes
- Cedar stain
- Weather gray shingles

Shown with optional 4 wheels with handle.



## Dutch



### Standard Features

- Nesting Boxes
- Roost
- 5/8" Pressure Treated Plywood Floor
- Tech Shield Roofing Sheathing keeps your coop cooler in warm weather



### 6x6 Dutch

- With board and batten siding
- 96" high - 8" off ground
- 6 nesting boxes
- Brown cedar stain
- Cedar shingles



### 4x8 Dutch

- With Duratemp® siding
- 78" high - 15" off ground
- 8 nesting boxes
- White siding with black trim
- Nickel gray shingles







### 4x6 Dutch

With board and batten siding

- 78" high - 14" off ground
- 6 nesting boxes
- Cedar stain
- Walnut brown shingles



### 4x4 Dutch

With Duratemp® siding

- 78" high - 14" off ground
- 4 nesting boxes
- Buckskin siding with green trim
- Forest green shingles



# Dutch



## Standard Features

- Nesting Boxes
- Roost
- 5/8" Pressure Treated Plywood Floor
- Tech Shield Roofing Sheathing keeps your coop cooler in warm weather



### 4x6 Dutch

- With Duratemp® siding
- 78" high - 14" off ground
- 6 nesting boxes
- Light gray siding with white trim
- Weather gray shingles



### 4x4 Dutch

- With board and batten siding
- 78" high - 14" off ground
- 4 nesting boxes
- Cedar stain
- Walnut brown shingles





# Lean-To



The Lean -To is a lovely little space saver. It is designed to allow you to set it against a building or wall. Find the size that is right for you.

## Predators of the hen house

### Predators and how they kill

- **Raccoons**

Raccoons prey on chickens night and sometimes day. They can reach through wire and will often pull the chickens head or legs off, through the wire. They also can tunnel under runs without wire flooring. Easy latches can be opened by Raccoons.

- **Dogs**

Most dogs are natural predators and will find chickens very hard to resist. Even family pets unless trained, will be tempted by your chickens. Most dogs will eat the chicken, leaving only feathers. Dogs can be trained to let them alone or even guard them. Some dogs will only chase or 'play' with them but the trauma can keep the hen from laying eggs for months.

- **Skunks**

Skunks tend to eat the eggs more than kill adult poultry but they have been known to do that occasionally also. Eggs will usually be crushed inwardly and chickens will have the head removed as the skunk wants to drink the blood.

- **Hawks**

Hawks will kill adult chickens if they are outside without the protection of a cage with a wired roof. Prey is killed with talons and torn into bite size pieces with the beak.

- **Snakes**

Venomous snakes can kill full size hens but most snakes will go for the eggs. Keep the hen house secure with no cracks or holes. Keep tall grass cut and do not have your hen house close to compost piles or piles of logs or rocks, as these are snakes favorite hideouts.

- **Cats**

Cats (even domestic pets) enjoy the thrill of the hunt and can prey on small chickens and chicks. They can be trained to see them as fellow pets however. Metal mesh, barbed wire picket fence and tall hedges with thick lower growth can deter them.

- **Opossum**

Opossum will eat the chicken feed, eggs, chicks and will attack chickens. Keep a strong cage and your chickens penned at night.

- **Bob Cat, Coyotes, Fox**

All of these enjoy eating chicken. Secure your chickens at dusk in a tight and strong hen house to deter them. Large breed dogs are good to dissuade the animals from the property or at least to alert you to their presence

- **Other predators**

rats, mice, owl, crow, squirrel, Fisher cat, bear, mice, mink, weasel, lice, mites





### 4x5 Lean-To

- With board and batten siding
- 82" high - 14" off ground
- 4 nesting boxes
- Natural Stain
- Cedar shingles



### 3x5 Lean-To

- With Duratemp® siding
- 65" high - 12" off ground
- 3 nesting boxes
- Avocado siding with beige trim
- Weather gray shingles

Shown with optional 4 wheels with handle.



## Lean-To



### Standard Features

- Nesting Boxes
- Roost
- 5/8" Pressure Treated Plywood Floor
- Tech Shield Roofing Sheathing keeps your coop cooler in warm weather



### 4x5 Lean-To

- With board and batten siding
- 82" high - 14" off ground
- 4 nesting boxes
- Clay siding with beige trim
- Weather gray shingles



### 3x5 Lean-To

- With tongue and groove siding
- 65" high - 12" off ground
- 3 nesting boxes
- Cedar stain with green trim
- Forest green shingles

Shown with optional painted trim.







### 3x4 Lean-To

- With Duratemp® siding
- 45" high - 12" off ground
- 2 nesting boxes
- Red siding with white trim

Only available in Duratemp® siding with white trim.



Cedar stained board and baton siding.

Beige Duratemp® siding with white trim.



## Lean-To



## Feed Bin



Interior view of L35 (page 49)



Interior view of L45 (page 48)

### Feed Bin

- 2'W x 4'L x 42"H
- Holds 2 bags of feed and one bag of shavings

Adding a feed bin to set beside your chicken coop allows you to keep your feed and bedding close by and secure from rodents.

Match your feed bin to your hen house with matching stain or paint and trim.

Custom sizes are available.





# Options

## Step 1 Size & Style

## Step 2 Colors

Note: Actual colors may vary from printed samples.

paint					
	White	Navajo	Cream	Beige	Buckskin
					
	Chestnut	Clay	Dark Gray	Light Gray	Dark Blue
stain					
	Light Blue	Red	Black	Hunter Green	Avocado
					
	Brown Cedar	Cedar	Clear	Natural	Rustic Cedar

## Step 3 Trim














Duratem<sup>®</sup> trim color is standard.  
Board and batten trim color is optional.  
Tongue and groove trim color is optional.

## Step 4 Painted Doors (Optional)



## Step 5 Roofing Options

shingles					
	Charcoal	Forest Green	Nickel Gray	Walnut Brown	Weather Gray
metal (Optional)					
	Cedar	Williamsburg Slate			
cedar shake (Optional)					
	Red	Burnished Slate	Green		

## Step 6 Wheels (Optional)



Four Wheels with Handle  
Available on all sizes up to 4x6



Four Wheels with Steering Handle, Heavy Duty  
Available on all sizes from 6x10 up to 8x12



Wheelbarrow System  
Available on models A34 & L36



Four Wheels with Steering Handle  
Available on all sizes up to 5x8



The Wheel Lift Lever is available for 5x7 and 4x6 Combination houses.

**New**



# Options

## Step 7 Interior Options



Clean-Out Lid



Heated Roost  
Requires electrical package



Insulated Ceiling  
Standard on metal roof option



Automatic Door  
Requires electrical package  
Includes timer



Glassboard Floor



Wire over window



Litter Tray  
(Not recommended for larger models)



Electric Package  
Switch / Outlet / Lights  
Extension Cord Hookup



1 Gallon Waterer



3 Gallon Waterer



3 lb. Feeder



11 lb. Feeder



## Step 8 Exterior Options



4'x5'x3' Chicken Run  
Available with and without wheels



6'x8'x6' Chicken Run with Roof  
Fits all coop styles and sizes  
Available with and without wheels  
(Shown with 4'x6' Quaker)

More Sizes Available

## Step 9 Solar Power Options

30 watt solar panel



Solar powered light with switch and auto door. Light also available with timer.



Solar powered light with switch. Light also available with timer.



Inside view of control box





# *Chicken Coops*



For More Information Contact: