

THE  
*Grassy  
Glade*  
COLLECTION



Enhancing your yard with structures crafted to stand the test of time.

# A Hearty Welcome



12' x 24' Victorian  
*Diversified Storage for the Whole Family*

Thank you for considering the Grassy Glade Collection. We are confident that you will be satisfied with a choice from this fine selection of buildings.

Our choice of quality lumber and siding will provide a storage solution that lasts ... for you. We've done our best to design these sheds in a variety of styles that will suit your unique taste. Feel free to customize a building of any style with a choice from our numerous options. Further, these solid yet versatile sheds are crafted to meet all of your storage needs. You'll find sufficient room inside for all your garden and lawn equipment. Even your vehicle or boat will feel at home!

Go ahead, enjoy...**TODAY!**



10' x 14' Garden Shed

*Shown with optional Side Door ✿ Flower Boxes ✿ Window Trim ✿ Architectural Shingles*

All Sheds Available  
in Wood or Vinyl



# The Contents

The Quakers	4-5
The High Barns	6-7
The A-Frames	8-9
The Garden Sheds	10-11
Board & Batten	12-13
Mini Barns	14
The Double Wide	15
Additional Designs	16
Custom Designs	17-19
Options	20-22
Specifications	23

# The Quakers



10' x 16' Quaker

*Pearl with Red Trim ✦ Shown with Optional Vents & Architectural Shingles*

More than just a place  
to store your garden  
tools, our buildings  
complement the natural  
beauty of your lawn.

Enhance your yard with the perfect  
balance of utility and style.



10' x 12' Quaker  
Board and Batten ❖ Cedar Shake Roof



10' x 14' Quaker  
Cream with White Trim ❖ Desert Shake Roof ❖ Metal Doors



12' x 20' Quaker  
Navajo with Clay Trim ❖ Weatherwood Roof



8' x 12'  
Quaker  
White Siding with  
Black Trim  
❖  
Black Roof

# The Quakers

# The High Barns



12' x 20' High Barn  
Medium Gray with White Trim & Gray Roof

More than just a parking spot, our buildings provide an attractive place to shelter your vehicle from the elements.

Enhance your yard with storage structures that conceal and protect.



14' x 28' High Barn Garage  
White Vinyl Siding & Gray Roof



10' x 16' Dutch Colonial  
Red with White Trim & Black Roof



12' x 20' High Barn  
With Optional Vents and Shutters & Avocado with Navajo Trim  
Cedar Blend Shingles



12' x 20'  
High Barn  
Garage  
Brown Cedar Stain  
&  
Autumn  
Brown Roof

# The High Barns

# The A-Frames



12' x 16' A-Frame  
*Almond with White Trim ✦ Weatherwood Roof*

More than just  
storage sheds,  
our buildings add a  
finishing touch to  
your landscaping.

Enhance your yard with structures that  
complement your outdoor living area.





12' x 16' A-Frame  
Gray with White Trim ✦ Gray Roof  
Optional Eleven Lite Doors



12' x 24' A-Frame Garage  
Light Gray with White Trim ✦ Red Shutters ✦ Weatherwood Roof



8' x 12' A-Frame  
Hunter Green with Beige Trim ✦ Woodland Green Roof  
Shown with "Z" Shutters and Flower Boxes

8' x 12'  
A-Frame  
Blue with  
White Trim  
✦  
Nickel Gray  
Shingles  
✦  
Optional Vents  
and Cupola



# The A-Frames

# The Garden Shed



10' x 12' Vinyl Garden Shed  
 Shown with Optional 9 Lite Prehung Door  
 Flower Boxes & Vents ✿ Architectural Shingles

A place for everything & a wonderful workspace for the gardening enthusiast!



10' x 16' Garden Shed  
 Red ✿ Black Roof ✿ Garden Shed Style Doors



10' x 12' Garden Shed  
*Traditional Wood Lap Siding*



12' x 24' Garden Shed  
*Tan with Navajo Trim & Weatherwood Shingles*



10' x 14' Wood Garden Shed  
*Shown with Optional Sky Lite & Shown with 3 Panel Windows*

*Interior View - Shown with optional 69" x 30" Sky Lite, 3 - 30" x 86" Windows and 2' Work Bench*



# The Garden Shed

# The Board & Batten Style



10' x 14' Garden Shed  
Shown with Optional Cedar Stain  
Flower Boxes & Architectural Shingles

*Interior View*



Bring a touch of country style to your back yard with traditional board and batten construction!



10' x 12' Quaker  
Shown with Optional Honeytone Stain



10' x 16' Dutch High Barn  
Shown with Optional Brown Cedar Stain



12' x 24'  
Clear Wood Finish ✿ 9 Lite Windows

12' x 20'  
Garden  
Shed  
Brown Cedar  
Stain



# The Board & Batten Style



10' x 16' - 5' High Wall Mini Barn  
*Optional Vents ✦ Clay with Avocado Trim ✦ Weatherwood Roof*

# The Mini Barns

More than just a charming addition to your yard, our buildings are the economical choice for increasing your storage space.



8' x 12' Mini Barn  
*Clay with Green Trim ✦ Weatherwood Roof*



8' x 12' Mini Barn  
*Tan with Red Trim ✦ Walnut Roof ✦ Shown with Gable Vent*

Enhance your yard with  
 affordable storage.

# The Double Wide



24' x 28' Double Wide Garage  
Medium Gray with Red Trim & Gray Roof

Enhance your yard  
with twice the storage space!



*Interior View of 24' x 28' Double Wide (below)*





### 12' x 16' Garden Shed

*Tan with Navajo Trim & Autumn Brown Shingles  
Shown with Optional Vinyl Porch, Window Trim and Flower Boxes*



### 10' x 20' Garden Shed

*With Porch and Dormer*



### 10' x 18' Board & Batten Pool House

*Cupola with Copper Top*



### 12' x 24' Vinyl Pool House

*Shown with Ellsworth Cupola*



# Custom Designs

Allow us to design a custom storage space to suit your specific needs.

Our friendly and helpful staff will work with you to bring your ideas to life.



12' x 20'  
*Board and Batten with 10 Pitch Roof*



12' x 20' Garden Shed  
*Board and Batten with Dormer*



10' x 20' Garden Shed  
*Cedar Shake Siding*

# Custom-Designed Garages

We work with our customers  
to custom design garages with  
style and utility.



12' x 32' Garden Shed Garage  
*Cream with White Trim ✦ Cedar Blend Roof*




26' x 24' Two-Car Garage  
*Blue with White Trim ✦ With Attic Truss*

Customize your garage  
with a host of available options!



24' x 28' Two-Car Garage



12' x 24' Board and Batten Garden Shed Garage  
*Cedar Shake Roof*



20' x 22' Modular Garage  
*Martin Creme & Red Trim & Autumn Brown Shingles*

Custom-  
Designed  
Garages

# The Options

*\*NOTE: The samples on this page may vary from actual shingle or siding colors.*

## Shingle Colors



## Duratemp Siding Colors



## Vinyl Siding Colors



# Door, Loft & Vent Options

## Overhead Doors



*Heritage Door*



*Sunburst Door*



*Overhead with Glass*



*Overhead without Glass*

## Loft



*4' x 12' Loft*

## Work Bench



*2' Work Bench*

## Doors



*Pre-Hung  
Nine Lite*



*Pre-Hung  
Eleven Lite*



*Rounded Door*



*Garden Shed Style Doors*



*Diamond Plate Threshold  
For added strength and durability*

## Vents



*10" x 18" Wood Vent*



*Standard Vent  
Ridge Vents Available*



# Roofing Options

Type of Roofing



*Cedar Shake Roof*



*Metal Roof*



*Rubber Slate Shingles*

## Cupolas



*Carlisle Cupola with Copper Top*



*Elsworth Cupola with Copper Top*

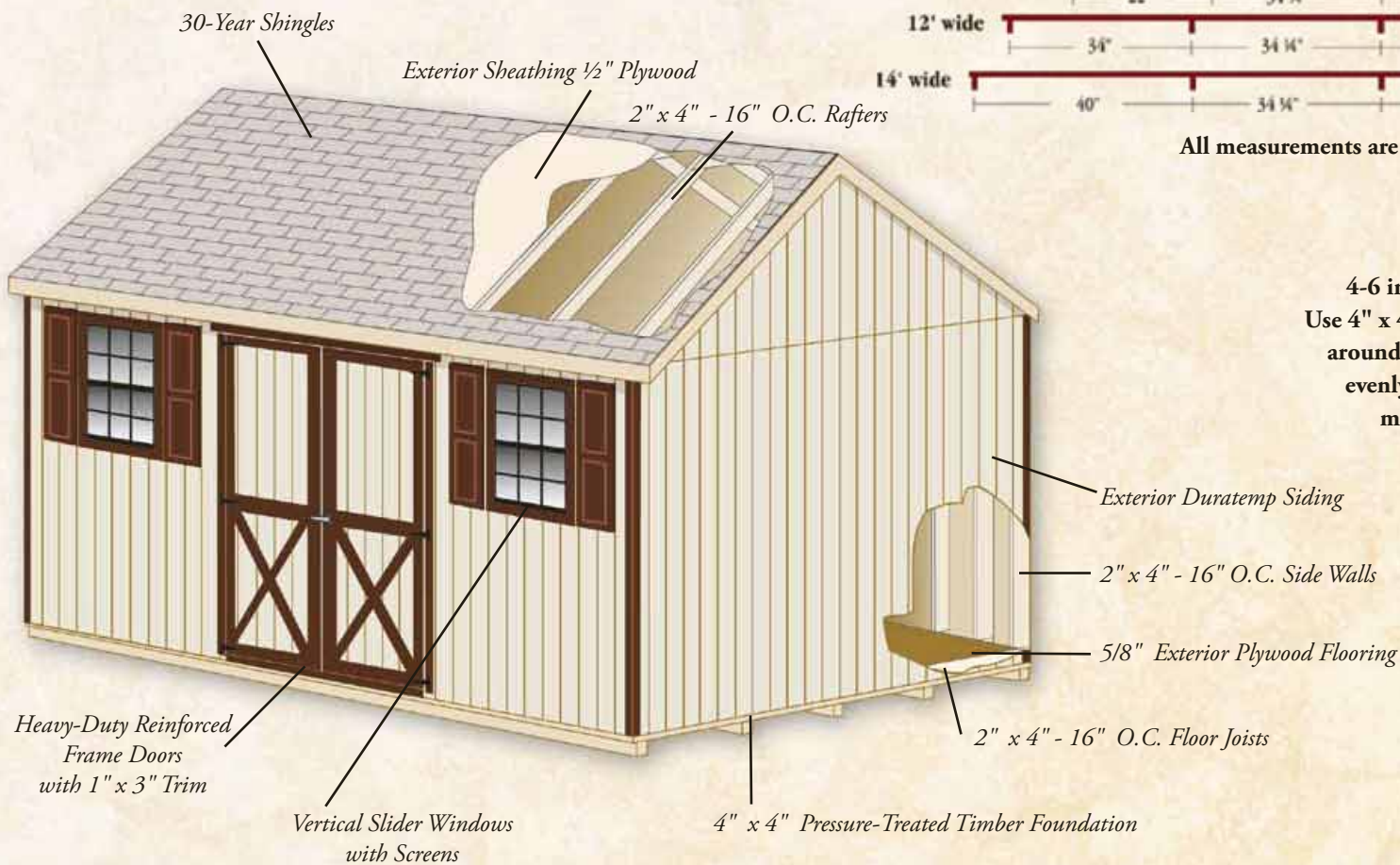


*Morton Cupola with Copper Top*




*Standard Cupola Available in Wood or Vinyl*

# The Specifications



## Skid Diagram



All measurements are to center of 4x4s

## Site Preparation

4-6 inches of 3/4" modified stone base.  
 Use 4" x 4" or 4" x 6" pressure-treated timbers around perimeter of stone base. Level stone evenly to top timbers. Stone base can be made 12" wider and longer than normal size of shed.



Your choice for storage structures that complement  
the natural beauty of your landscaping

Contact:

